

Thank you for choosing to build with **Santo Correnti Homes Pty Ltd**. This is an exciting time and there are many decisions to be made. It is our hope that the following guidelines will assist you to simplify this process and make this time as stress free as possible.

Following you will find a detailed schedule of the **Investor** products we will use within the construction of your home.

<b>BRICKS *</b>	Boral Bricks - Builder's Range – Single Height
<b>ROOF – Tile *</b>	Bristle Roofing – Builder's Range – Designer & Traditional Monier – CSR Roofing – Elabana Range
<b>FASCIA &amp; GUTTER *</b>	Stoddarts – Colorbond Steel Range
<b>GARAGE DOOR</b>	Centurian Garage Doors The Regency, The Georgian, The Mediterranean (Excludes Designer Window Panels)
<b>DOOR FURNITURE</b>	Gainsborough – External: Contractor Series Internal: Contractor Series
<b>DOORS</b>	Hume – Builder's Range External Internal: Flush Panel
<b>PAINTING*</b>	Solver or Taubmans Paints (some colours may be an upgrade)
<b>WINDOW COVERINGS *</b>	Simply Blinds – Vertical Blinds to all Windows & Sliding Doors
<b>WINDOWS *</b>	Langs (Vantage) – Standard Powdercoat
<b>PLUMBING*</b>	Swan Plumbing – Chrome Fixtures & Fittings
<b>KITCHEN &amp; VANITIES *</b>	Kaiman Cabinets & Wilsonart / Lincoln Group
<b>KITCHEN APPLIANCES *</b>	Harvey Norman – Aristan Stainless Steel
<b>LIGHTING</b>	Cetnaj – Allowance as per specifications
<b>CARPET *</b>	Lifestyle Carpets & Vinyls – Builder's Range
<b>TILES</b>	Beenleigh Tiles & Slate – Builder's Range
<b>FRAMES *</b>	Satchells – Vinyl Sliders, Robe, Shower & Mirror Frames
<b>CLOTHES LINE</b>	Sunni Clothes Hoists – Folddown Standard 27
<b>LETTERBOX</b>	Sunni Letterboxes – Builder's Range of Powder Coated Letterboxes
<b>WATER TANK *</b>	Blue Sky Water

All Building Material outside the above table will be at an extra charge unless otherwise stated in your specifications.

Please return your **Colour Selection Sheet** along with your **Electrical Plan** at your earliest convenience. If you have any concerns please do not hesitate to call our office.

Once again thank you for choosing to build with Santo Correnti Homes Pty Ltd.

*\* Please note that all colours in this brochure are indicative only & samples are in the Colour Room at our Display Home.*




## Builder's Investor Range

**Horizon Classics** offers a selection of textures, colours & blends to suit every family.



**Horizon Naturals** offers distinctive textures in brown & red tones.



**Oasis Coast** offers warm, cool & neutral hues for relaxed living.



**Oasis Impressions** faded creams & pale terracottas make for true-blue sundrenched appeal.





## Bristile Designer Roof Tile


In touch with tomorrow, the Designer range of tiles capture that visual vibe.

Inspired by feedback from colour consultants and other key product specifiers, the Designer range brings together a collection of stunning colours which have already drawn an enthusiastic response from our customers.


The muted tones of the Designer range have been developed to compliment contemporary building styles and colour schemes.

These trend setting colours ensure that whichever colour scheme you have in mind, you're sure to find the colour to compliment in this stunning range of tiles.


### Available Colours




**Brushwood**




**Desert Dune**




**Gumnut**



**Mallee**



**Mocha**



**Parchment**




## Bristile Traditional Roof Tile

Timeless and enduring, the Traditional range features colours are tried and true.


The Traditional range is a collection of colours which have enjoyed continual popularity and appeal over the years.

Strong and distinctive, tried and true, these colours are ideal for customers aiming to create a home with a welcoming and comfortable feel.


### Available Colours




**Ember**




**Magnum**




**Phoenix**



**Redwood**



**Sanctuary**



**Stone**



### The Elabana Range

An ideal tile for enhancing both modern and Mediterranean designs, the prominent roll of Elabana's profile adds eye-catching style to your roof.

Coverage: Approx. 1.6 tiles/sqm  
Dimensions: 329mm W x 420mm L  
Mass: Mass per tile: 4.5kg Mass per sqm 50kg



Nougatt



Wild Rice




Toffee



Mocha Choc



Peppercorn



Blue Olive \*



Caper



Oyster \*



Barramundi



Sambuca



Salsa



Paprika

\* Blue Olive and Oyster colours will incur an additional charge





## fascia and guttering

Fascia & guttering are two components of the integrated rainwater solution we supply and install.

The system is durable, lightweight and efficiently transports rainwater off the roof. Accurate installation of rainwater goods is vital in protecting your home from the elements.

We can provide a colour selection to suit designs that blend seamlessly or create an attractive contrast.

Surfmist®	Ironstone®
Evening Haze®	Wilderness®
Shale Grey™	Jasper®
Classic Cream™	Headland®
Dune®	Woodland Grey®
Windspray®	Deep Ocean®
Pale Eucalypt®	Cottage Green®
Sandbank®	Loft®
Paperbark®	Manor Red®
Bushland®	Monument™



Centurion Garage Doors Pty Ltd is a wholly owned Australian company who have specialised in the manufacture and supply of Roller Shutters, Grilles and Garage Doors for over 28 years.

Centurion manufacture, supply and install a huge range of products that are engineer designed for a host of applications.

***"The Georgian" (excludes Sunray)***



***"The Regency"***




***"The Mediterranean"***



**COLOURS AVAILABLE FOR GARAGE DOORS**

(other colours available as an upgrade)




Classic Cream



Deep Ocean



Dune




Jasper



Monument



Paperbark



Sandbank



Surfmist



Woodland Grey

Renowned for their fine quality door hardware, Gainsborough Hardware have been manufacturing, supplying and designing door hardware for over 30 years and have recently renewed their certification under ISO9001:2000 Quality Management System.

## EXTERNAL

### Contractor Series – Locksets – 540 TER Terrace Entrance Set

Offering great value for money each design adds distinction to your home.

*“Finishes”*



AB  
Antique Brass

PB  
Polished  
Brass

PS  
Polished Stainless

SS  
Stainless  
Steel

### Contractor Series – 550 Double Cylinder Deadbolts

*“Finishes”*



AB  
Antique Brass

PB  
Polished Brass

PS  
Polished Stainless

SS  
Stainless Steel

## INTERNAL

### Contractor 100 Series – Amelia Lever on Round Rosette

*“Finishes”*



SC - Stain Chrome or BC - Bright Chrome



## ENTRANCE DOORS

### Vaucluse (Paint Grade)

A practical range of doors with deep square routed designs in the external faces offering style in the mid price range. Semi solid construction or solid construction extra cost. Available in sliced pacific maple for staining or duracote primed faces for paint finish.



XV1



XV2



XV4



XV5



XV8



XV9



XV10



XV14

### Camden (Paint Grade)

A door featuring decorative timber mouldings fixed to the exterior face. Duracoate tempered hardboard pre-primed for painting.



XC1



XC2

## INTERNAL DOORS

### Flush Panel (Paint Grade)

Primecoat MDF high density honeycomb core for extra strength and reduced show through.



Flush

# SOLVER TESTED BY TIME PAINTS

Solver Paints have always concentrated on providing customers with the best quality money can buy.

Interior Colour Palette – Exterior Colour Palette – Builders Colour Palette

Note: dark internal colours at extra cost



## TAUBMANS™

Today, as we enter the new millennium, we see ourselves as much more than a paint company.

We see ourselves in the business of transformation - transforming rooms and homes through colour and design.

Interior Colour Palette – Exterior Colour Palette – Builders Colour Palette

Note: dark internal colours at extra cost



# Simply **BLINDS**

## **Verticals to Sliding Doors**

Vertical blinds combine a look of luxury and elegance with style and substance. Available in an extensive range of colours to complement any decor.

Vertical blinds today are minimum maintenance, durable and very cost effective.

Chainless vertical blinds are available where the weight is sewn into the bottom of the fabric blade, this eliminates tangles with children, pets and also looks appealing.



## **Vertical Blinds to Windows**

Vertical blinds are available in a wide range of colours.






Choosing the right colour for your home is an important decision. It can bring an interior to life or subtly frame a picture perfect view. With this in mind, Langs Windows and Doors is proud to offer a range of stylish colours.

The powder coat finish provides a low maintenance, durable, high performance surface that looks good and provides year round protection against the harsh Australia climate.

Builder's range are the standard colours on the chart below. All other colours are available at an upgrade charge.





Standard Inclusions

				
Daydream Enhance Basin Mixer	Daydream Enhance Kitchen Mixer	Daydream Enhance Bath/Shower Mixer	Daydream Enhance Laundry Tub Set	Cascade 3 Adjustable Shower Rail Kit
				
Cara Link China Toilet Suite	1500 White Pressed Steel Bath	Cosmo Double Towel Rail – Chrome 600mm	Cosmo Toilet Roll Holder - Chrome	Bath Spout – Chrome 125mm

# KAIMAN CABINETS



The Lincoln Group is a leading trade distributor of products into the building, renovation, furniture making and shop fitting markets.

With a central management support structure, we operate as four divisions each focussed on key product channels marketing leading brands and delivering enhanced support to our trade customers through 31 branches across Australia and New Zealand.

Our corporate entities are all subsidiary companies of Alesco Corporation an ASX listed Australian company.



## WILSONART®

As one of the world's leading brands, Wilsonart® offers superior quality, a choice of different surface textures and colour coordination possibilities second to none. With one of the largest colour ranges to choose from, Wilsonart® laminates are the essential starting point for any kitchen design

Allowance as per specifications

Ryan  
27 Centenary Place, Logan Village (BY APPOINTMENT ONLY)  
Phone 5546 8391

101 Burnside Road, Stapylton Qld 4207

## STANDARD INVESTOR INCLUSION – GAS PACK

### Ariston 60cm Experience Line Oven – FZ 51 IX

- 5 cooking functions: Traditional, Multi-cooking, Top Oven, Grill & Gratin.
- Integrated ventilation system
- 2 oven glass doors
- Glass inner door
- Minute minder
- Anti-touch Stainless Steel – Easy to Clean
- 58 Lt net oven capacity
- Voltage: 240 V ~ 50 Hz, Maximum power absorbed: 2400W, Maximum current absorbed: 10 A



### Ariston 60cm Gas Cooktop – PH 640 MT

- 4 gas burners:  
Left (Fast) – 9 MJ/h, Right (Triple Ring) – 15 MJ/h  
Rear (Auxiliary) – 3.3 MJ/h, Front (Semi-Fast) – 6 MJ/h
- 1 hand electronic ignition
- 3 enamelled grids



### Ariston 60cm Slideout Rangehood – ARS 6 SRIX

- Maximum extraction rate: 342 m3/h
- 2 speed axial motor
- 2 x 50W halogen lights
- Black body with stainless steel rail & glass visor
- Safety thermal overload switch



### Ariston 60cm Freestanding Dishwasher – LB 51

- 14 place settings
- LED display
- 5 wash programs:
  - 1) Soak
  - 2) Intensive
  - 3) Rapid 35'
  - 4) Eco Wash
  - 5) Normal
- Separable and sliding silverware basket
- New telescopic guide system
- Concealed heating element
- Overflow safety device
- Also available in white.



## UPGRADE OPTIONS

### Ariston 90cm Gas / Electric Freestanding Cooker – CP 059 MDX

- 5 gas burners:  
Left rear (Semi-fast) – 6 MJ/h, Right rear (Auxiliary) – 3.3 MJ/h  
Left front (Semi-fast) – 6 MJ/h, Right front (Fast) – 9 MJ/h  
Middle (Double Ring Double Regulation) – 1.5 MJ/h to 19 MJ/h
- 1 hand electronic ignition
- Flame failure gas cut-off system
- 3 cast iron grids
- 8 electric cooking functions: Traditional, Multi-cooking, Barbeque, Gratin, Pizza, Baking, Grill (Rotisserie) & Defrosting
- Self-cleaning catalytic liners
- Integrated ventilation system
- 3 oven glass doors
- Electronic start / end cooking
- Rotisserie
- 68 Lt net oven capacity
- Voltage: 240 V ~ 50 Hz, Maximum power absorbed: 3105 W, Maximum current absorbed: 12.9 A



### Ariston 90cm Canopy Rangehood – RHC 90 IX

- Push button controls
- 3 speed settings
- 66dB rating
- 2 x halogen lights
- Aluminium grease filter
- Stainless steel



### Ariston 28 Litre Built In Microwave – MWA 228 IX

- Electronic microwave with grill
- Microwave power output: 900w
- Grill power 1000w
- Child safety lock
- Trim kit





## ***Cetnaj History***

Cetnaj was founded in Kempsey by current directors Martyn Richardson and John Connors in 1976, servicing electrical contractors throughout the Mid North Coast of New South Wales.

By 1990, Cetnaj had grown to encompass 7 branches and 50 staff, and by 1992, was reaching as far as Hornsby and Maitland, NSW with another 2 branches. Cetnaj's product range also developed to include lighting and opened the door to a more diverse customer base with the general public visiting stores to buy lights and fixtures for their homes.


In 2000, Cetnaj launched in Queensland, establishing the new Cetnaj Head Office in Brisbane. This decade has also seen Cetnaj tapping into the Fibre & Data communications industry, offering an extensive range of products, auxiliary equipment and home automation products and services.

Since then, Cetnaj has grown to include 35 Australian branches; 2 bulk warehouses; 3 Cetnaj Stronglink data communications specialist branches in Brisbane, Sydney and Melbourne; and 3 branches in Auckland, New Zealand.

The four directors, Martyn and Roz Richardson and John and Cathy Connors, continue to oversee the expansion of Cetnaj Lighting ~ Electrical ~ Data while maintaining the great service tradition of their Australian owned and operated family business.

Allowance as per specifications

Mary Butler  
Unit 1, 114 Harburg Drive, Beenleigh  
Phone 3807 8399



***Carpet offers luxury and elegance to any room in your home with the warmth, comfort and ease underfoot. Carpet comes in an extensive range of styles and colours, carpets are also manufactured in many different yarns which have many different performance benefits. Yarns are Nylon or Polypropylene all of which have their own unique benefits.***

Here is some more information on the different styles available. To help in your decision our sales staff is only too willing to be of service to you, so why not give them a call.

**LOOP** – Modulated, High & Low and Textured styles - This look is when the yarn remains in a loop and this gives it a very durable and hardwearing surface. This makes them ideal for heavy traffic.



Plus a huge range of styles in polypropylene carpets which are very durable and low maintenance making them very acceptable in rental properties.



***“Floor Covering Specialists”***

Builder’s Range

Unit 2 / 38 Randall Street, Slacks Creek 4127

Phone 3808 9544

[www.lifestylecarpets.com.au](http://www.lifestylecarpets.com.au)

# Beenleigh Tile Showroom between Brisbane & the Gold Coast

At Beenleigh Tiles we understand that having beautiful interiors and outdoor spaces isn't just about what looks good, it's about choosing the perfect flooring combination to suit your personality and lifestyle



Allowance as per specifications

Builder's Range

Trish or Nigel Ralph  
101 Harburg Drive Beenleigh  
Phone 3287 2603  
[www.beenleightiles.com.au](http://www.beenleightiles.com.au)





**satchellglass**

With more than 30 years experience on Queensland's Gold Coast, Satchell Glass is renowned for producing innovative, customised glass solutions to suit every space.



Shower Screens



Mirror Frames



Vinyl Robes



The **Standard 27 Folddown** is available in wall or free standing versions.

It is finished in Black, Beige, Cream, Heritage Green or White and provides 27m of line space.

Its dimensions are 2.4m x 1.5m and can cater for 1 - 4 people.



The Builder's Range of letterboxes are as follows



**Classic**



**Sunni Cottage Can**



COTTAGE CAN SIDE OPENING

**Cottage Can Side Opening**



**Grange**



**Manor**



**Tradeline**

Colours include Colorbond Range

Manor & Grange designs only available in White, Black, Primrose/Cream, Green & Manor Red



A new and exciting wholesaler of products to the landscaping and building industries, we are proud of the fact that we champion customer service. From management down, customer satisfaction is our number one priority, which means faster delivery and happier clients.

Rainwater tanks are our speciality.

All Blue Sky Water tanks are tested to meet Australian Standards and registered with a compliance plate showing the date of manufacture, serial number and that they have passed the quality assurance checks and tests.

*All Blue Sky Water Tanks are backed by a manufacture warranty of 20 years.*

5000 litres is mandatory for every new home & is a standard inclusion.

			
Mist Green	Dark Grey	Earth Tone	Latte
			
Merino	River Gum	Storm Edge	Birch Grey
			
Black	Heritage Green	Heritage Red	Light Grey
			
Slate Grey	Torres Blue	Wheat	White

Diameter (mm): 2150 Overall Height (mm): 1810 Inlet Height (mm): 1660

Litres to Invert Level: 5000

Invented for life




Bosch17E Is our Standard Gas HWS for Lowset Homes



Bosch21E Is our Standard Gas HWS for Highset Homes



Bosch26E is an upgrade  
<http://www.bosch.com.au/content/language1/html/4188.htm>



# Santo Correnti Homes Pty Ltd

## ELECTRICAL LEGEND

- Light Point (batten fixture)
- p Single Power Outlet
- pp Double Power Outlet
- ⊙ Down Light
- ▲ Light / Fan / Heat (Bathroom Combo)
- t TV Point
- ph Phone Point
- wp Double Outdoor Power Outlet
- ⊘ Exhaust Fan
- + Ceiling Fan
- ⊕ Ceiling Fan with Light

**Note:** Please indicate where your light switches are to be placed by drawing a line linking the light point to the wall.

Please refer to your specification for your lighting allowance.

Any extras over the allowance will mean a variation cost which needs to be signed off by the client before installation.

# EXAMPLE OF ELECTRICAL PLAN

